

GT EESTI



About

GT Eesti is a free-spirited interpretation of the Soviet geometric sans serif "Zhurnalnaya Roublennaya". Starting with books from Soviet-occupied Estonia, we developed the typeface to suit today's designers' requirements, expanding it into separate Display and Text subfamilies for both Latin & Cyrillic.

Designed by
Reto Moser

Details
Released 2016
Available in 28 Styles
For Desktop, Web, App Licensing

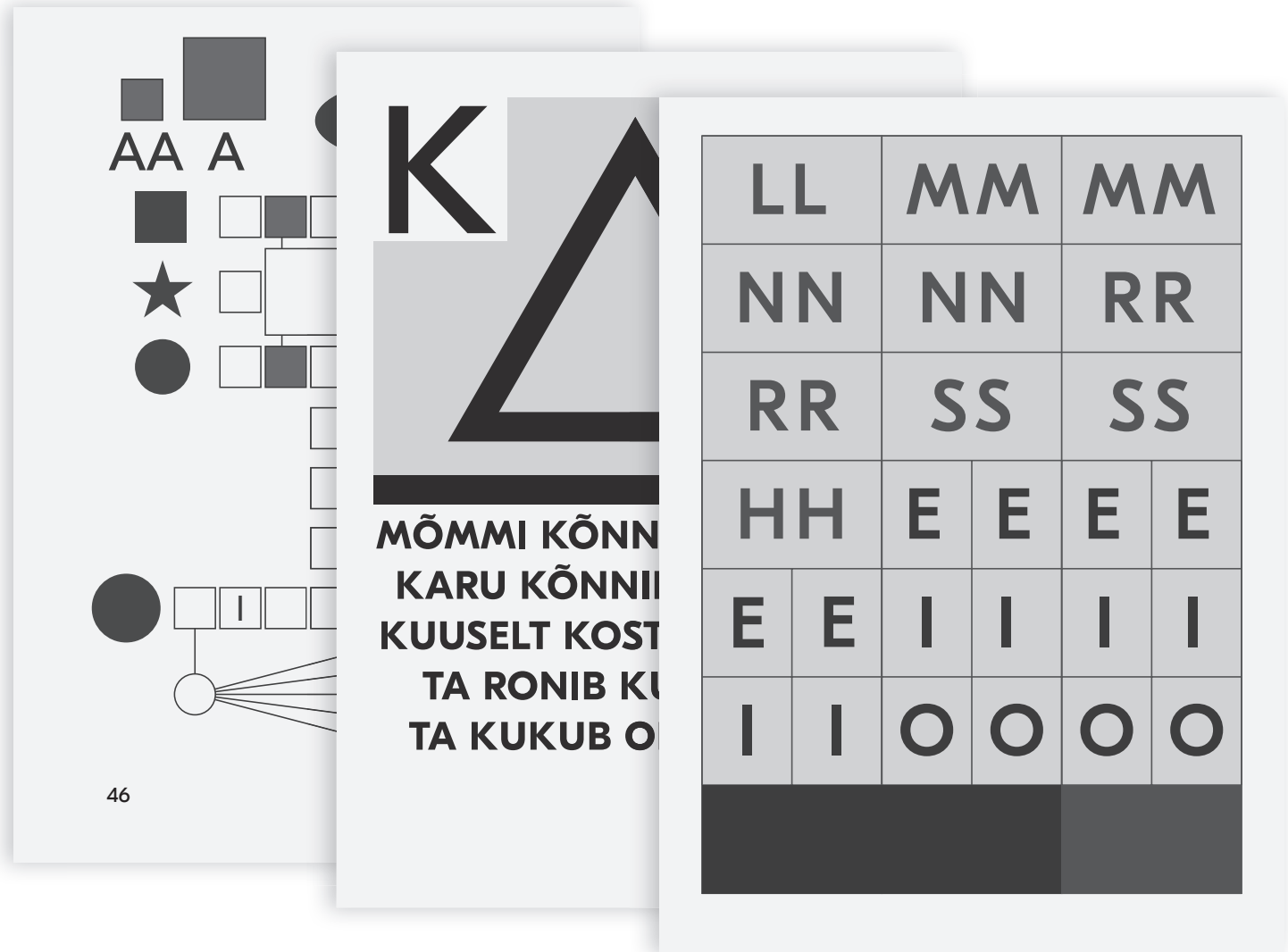
Grilli Type

GT Eesti	Text	Text Italic	Text Pro	Text Pro Italic	GT Eesti	Display	Display Italic	Display Pro	Display Pro Italic
Ultra Light	Aa	<i>Aa</i>	Бб	<i>Бб</i>	Ultra Light	Aa	<i>Aa</i>	Бб	<i>Бб</i>
Thin	Bb	<i>Bb</i>	Гг	<i>Гг</i>	Thin	Bb	<i>Bb</i>	Гг	<i>Гг</i>
Light	Cc	<i>Cc</i>	Зз	<i>Зз</i>	Light	Cc	<i>Cc</i>	Зз	<i>Зз</i>
Book	Dd	<i>Dd</i>	Дд	<i>Дд</i>	Book	—	—	—	—
Regular	Ee	<i>Ee</i>	Лл	<i>Лл</i>	Regular	Ee	<i>Ee</i>	Лл	<i>Лл</i>
Medium	Ff	<i>Ff</i>	Фф	<i>Фф</i>	Medium	Ff	<i>Ff</i>	Фф	<i>Фф</i>
Bold	Gg	<i>Gg</i>	Кк	<i>Кк</i>	Bold	Gg	<i>Gg</i>	Кк	<i>Кк</i>
Ultra Bold	—	—	—	—	Ultra Bold	Hh	<i>Hh</i>	Чч	<i>Чч</i>

In 2009, Swiss designer Urs Lehni introduced Reto Moser to a typeface he found in an Estonian children's books from the '60s. Reto then began to digitize the book's typeface together with Tobias Rechsteiner. It soon became apparent that the typeface consisted of two different styles: one suited for smaller sizes, and another for larger use.

To understand the origins of the typeface Grilli Type travelled to Estonia, where we met Ivar Sack, the country's foremost design and typography historian. He provided us with deeper insight into the typeface, which turned out to be "Zhurnalnaya Roublennaya" – a Soviet design from 1947. At that point we discovered the Cyrillic character set, and began integrating it into the existing Latin-alphabet typeface designs.

GT Eesti aims to bring the charm of the original back to life while offering a complex and contemporary type family well-suited for modern usage.



Grilli Type

Concept

GT Eesti Text

GT Eesti Display

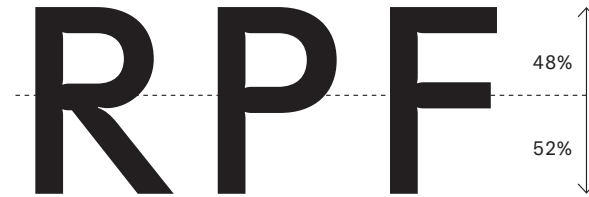
Overall

The Text styles are spaced wider and sport large ink traps, creating more dynamic shapes. These features help make the typeface more legible in smaller sizes.

The Display subfamily is more static in nature, and lacks ink traps. It is the ideal partner to the Text version for use in larger sizes, but of course, it can also stand on its own.

Proportions

The Text subfamily has slightly smaller counters, a feature which gives the typeface a more forward-leaning movement when reading longer text.



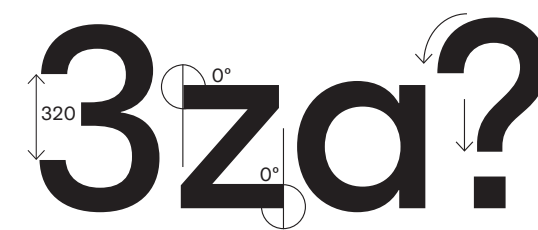
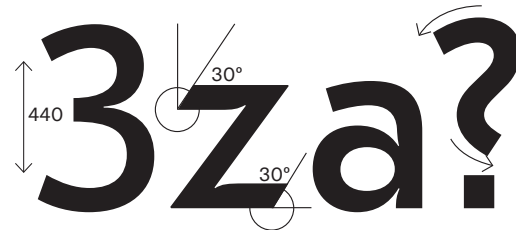
Color

The ink traps and the strong tapering in the Text version prevent ink and pixel bleeding, preventing spotty text color in small sizes.



Dynamic

Diagonal cuts open the apertures in the Text version, giving the typeface a more playful and open character.



Ascender

The GT Eesti-Text subfamily's ascender height is greater than that of the Display's. This increases legibility due to visual uniformity, but gets less visible at smaller sizes.



Grilli Type

Style

GT Eesti Text

GT Eesti Display

Vertical tips

The Text styles have pointed apexes, a historical reference to the PhotoType version of "Zhurnalnaya Roublennaya".

AVM

AVM

Stroke endings

The Display subfamily has mostly 90° stroke endings, with the Text version having more playful variations, for a more dynamic character.

Z&7

Z&7

Numbers

The numerals, as well as some of the currency signs, vary in both subfamilies, respective to the overall style of their design.

135£

135£

Alternate Designs

While some characters are nearly identical in the two families, others differ strongly.

Qtag

Qtag

Quest

Nacht

3725\$

Möwe

Quest

Nacht

3725\$

Möwe

Grilli Type

Style

GT Eesti Text Pro

GT Eesti Display Pro

Curving

The Display version follows a more radical, static approach, while the Text is more curvy and dynamic.

у ч ч

У Ч Ч

Vertical tips and cuts

The vertical tips from the Latin version are also apparent in the Cyrillics.

И и м

И И М

Small size

The Text version contains differing forms that prevent ink and pixel bleeding at smaller sizes. These forms are not included in the Display version, as they are necessary at larger sizes.

Ж ж к к

Ж Ж К К

Alternate Designs

While some characters are nearly identical in the two families, others differ strongly.

Л Д Д

Л Д Д

УЧИТЬ

Ислам

Жакет

Дела?

УЧИТЬ

Ислам

Жакет

Дела?

Grilli Type

Stylistic Set

OFF

ON

SS01 Rounded Dots

Ä Ć Ę İ Ö Ü

,äķic̣!

,äķic̣!

SS02 Compact Accents

Ä Ö Ü W Ÿ

Ä Ö Ü

Ä Ö Ü

SS03 Historical ß

Füße

Füẞe

SS04 Flat Apexed w & v
Text version only

wave

wave

Флаг

Диво

Лазер

Дикий

Флаг

Диво

Лазер

Дикий

Grilli Type

GT Eesti

Character set

Uppercase

A B C D E F G H I J K L M N O
P Q R S T U V W X Y Z

Diacritics
Uppercase

Á Â Ã Ä Å Æ Ç È É Ê Ë Ì Í Î Ï Ĵ Ķ Ľ Ļ
Ł Ł Ñ Ñ Ñ Ő Ó Ô Õ Ö Ø
Œ Œ Œ Š Š Š Š Š Š Š Š Š
Ţ Ţ Ţ Ŧ Ŧ Ŧ Ŧ Ŧ Ŧ Ŧ Ŧ Ŧ Ŧ Ŧ
Ű Ű Ű Ű Ű Ű Ű Ű Ű Ű Ű Ű Ű Ű
Ų Ų Ų Ų Ų Ų Ų Ų Ų Ų Ų Ų Ų Ų
Ŵ Ŵ Ŵ Ŷ Ŷ Ŷ ŷ ŷ ŷ Ź Ź Ź

Lowercase

a b c d e f g h i j k l m n o p
q r s t u v w x y z

Diacritics
Lowercase

á â ã ä å æ ç è é ê ë ì í î ï ĵ ģ ģ ģ ģ ĥ
ĥ í î ï ï ï ï ĵ ĵ ĵ ĵ ĵ ĵ ĵ ĵ ĵ ĵ ĵ ĵ
ñ ñ ñ ñ ñ ñ ñ ñ ñ ñ ñ ñ ñ ñ ñ ñ ñ ñ ñ
ó ó ó ó ó ó ó ó ó ó ó ó ó ó ó ó ó ó ó
ô
õ
ø
œ œ œ œ œ œ œ œ œ œ œ œ œ œ œ œ œ œ œ
ř
š
š
ť
ú
û
ű
ŵ ŵ ŵ Ŷ Ŷ Ŷ ŷ ŷ ŷ Ź Ź Ź Ȣ Ȣ Ȣ

Ligatures

ff fi ffi fl ffl

Punctuations

! ¡ ? ¿ & ' " () * . : ; ... · @ \ [] /
_ { } « » - — ‘ ’ , “ ” „ † ‡ • ‹ ›

Mathematical

∂ ∅ ∏ ∑ √ ∫ Δ Ω μ π ∞ ≈ ≠ ≤ +
- < = > ¬ ± × ÷ / # % ‰ °

Symbols

¡ § © ® ¶ № ™ ♦ @ &

Arrows

← ↶ ↑ ↗ → ↘ ↓ ↙ ↔

Currency

\$ ¢ £ ¤ ¥ ₮ ₯ ₰ € ₹ º ₣ ₧ ₨

Numbers

0 0 1 2 3 4 5 6 7 8 9
0 0 1 2 3 4 5 6 7 8 9

Circled
Numbers

① ② ③ ④ ⑤ ⑥ ⑦ ⑧ ⑨
① ② ③ ④ ⑤ ⑥ ⑦ ⑧ ⑨

Fractions

¼ ½ ¾ ⅛ ⅜ ⅝ ⅞

Superscript
Subscript

^H 0 1 2 3 4 5 6 7 8 9 + - = ()
_H 0 1 2 3 4 5 6 7 8 9 + - = ()

Grilli Type

OpenType Features


Case sensitive forms	<p>ÿiQUE?! A@B+C</p>	<p>ÿiQUE?! A@B+C</p>
Contextual alternates	<p>(l) (2) (R) (C) -> --> —> 297x210mm</p>	<p>① ② ® © → → → 297x210mm</p>
Language Feature Romanian Moldavian	<p>și societății ȘI SOCIETĂȚII</p>	<p>și societății ȘI SOCIETĂȚII</p>
Tabular Numbers	29.II.1789	29.11.1789
Slashed zero	0	0
Automatic fractions	5/32 kg	5/32 kg
Superscript Subscript Superior	<p>Note^l_x H₂O 13(2^x+8^y)</p>	<p>Note^l_x H₂O 13(2^x+8^y)</p>
Capital spacing	CAPITAL	CAPITAL

SS01
Circular Dots

Östereich?!



Östereich?!




SS02
Compact Accents

RÜCKWÄRTS



RÜCKWÄRTS



SS04
Flat "w" and "v"
(Text version only)

weaves



weaves



Grilli Type

Stylistic Set

OpenType character set

SS01
Circular Dots

Ä Ć Ę Ě Ğ Ğ Ĩ İ Ķ Ļ Ľ Ľ Ñ Ö Ŕ Ş
Ţ Ü Ŵ Ŷ Ž ä ć đ ě è ğ ğ í î ï ï ï
ï j i ij k l l t n h ö ŕ ş ŧ ŧ ü ŵ ŷ ž
fi ffi ! j ? ç . : , ; ... · ÷ ‘ ’ , “ ” „

SS02
Compact Accents

Ä Ĩ Ö Ü Ŵ Ŷ Ä Ĩ Ö Ü Ŵ Ŷ

SS03
Historical “ß”

ß

SS04
Alternate “w” and “v”
(Text version only)

w w̃ ẇ ẅ w̉ v

SS05
Single storey “a”
(Text Italic version only)

a

Grilli Type

GT Eesti Pro

Additional character set

Stylistic Set

Additional OpenType character set

Uppercase

А Б В Г Ѓ Г̈́ Д Е Ё Ж З И Й К Ќ
Л М Н О П Р С Т У Ё Ф Х Ч Ц
Ш Щ Ц Ъ Ь Ы Ь Ъ Ъ Ъ Ъ Ъ Ъ
Ъ Ю Я Ъ Ъ Ъ ъ ъ ъ ъ ъ ъ ъ ъ
К Н П ъ П ъ ъ ъ ъ ъ ъ ъ ъ ъ ъ
Е ъ І Ж к л н ч м ъ ъ ъ ъ ъ ъ ъ ъ
Ә Ж З з й й ö ö ö э ү ү ү ч
Ы Х Э Л W P H Ц Æ

SS01

Ё Ä İ Ә Ж З Й Ö Ö Э Ü Ч Ы ё ä
ї ә ж з й ö ө э ү ч ы

SS04

и й й й й л м м v

Lowercase

а б в г ѓ г̈́ д е ё ж з и й к ќ л м
н о п р с т у ё ф х ч ц ш щ ц ъ
ь ы ь ъ с е э і і j ħ ю я ħ ъ ъ ъ
ъ ъ ъ ъ ъ ъ ъ ъ ъ ъ ъ ъ ъ ъ ъ ъ ъ
х ч ч h ħ е ъ І Ж к л н ч м ъ ъ ъ ъ ъ ъ ъ ъ
ä ё ә ә ж з з й й ö ө ө э ү ү ү ч
ы х э л w p h ц æ

Bulgarian
Alternates

Д Л В з г ж з у ъ к л м н ц ш
щ ю

BALTTIC
GLAMOUR
ESTONIA

ОКЕАН

ПЯШЧАНЫ

РУССКИ

Text Ultra Light & Ultra Light Italic

78 pt
VISITORS
ESTONIA

45 pt
OT SS01

Glorious Light
Sandy Beach
Dynamic Land
The Shores Of
The Baltic Sea

Display Ultra Light & Ultra Light Italic

87 pt
BESØG
67 pt
ЭСТОНИЯ
65 pt
KÜLALINE

40 pt

Grande beauté
Голяма красота
Гэта відовішча
Großer schönheit
Много любовь

Text Thin & Thin Italic

100 pt

MONDMILITO

85 pt
OT SS02

ANTAÜ LA DUA

60 pt
Bulgarian

*Икономиката на есто
тония се основава на
селското стопанство
но е имало значително*

69 pt

PARLAMENTARISCHE
SOVIET REPUBLIKEN

43 pt

Estonia's economy was based on agriculture, but there was also a knowledge sector, with the city of Tartu known for scientific research, and a growing industrial sector, similar to that of neighbour Finland.

Text Thin & Thin Italic

62 pt
Эстонская
Советская

48 pt
*Eesti on täis
Jagamisväärsed
Ja põnevad*

39 pt
Важно чужденци
Путь в Эстонию
Что иностранцы
Увидеть местную

Display Thin & Thin Italic

72 pt
OT SS01
Yllätyksiä
Positiivisia

55 pt
OT SS01
Станоўчыя
Сюрпрызы
Økonomisk

24 pt
Je důležité, aby se cizinci
najít svou cestu do Eston-
ska a vidět místního života

Text Light & Light Italic

25 pt
 After 7 centuries of German, Danish, Swedish, Polish and Russian rule, Estonia attained independence in 1918. After it was forcefully annexed into the USSR in 1940, it regained independence in 1991 with its Singing Revolution.

20 pt
OT SS01

После окончания Великой Отечественной войны советская власть начала реорганизацию экономики Эстонии на социалистический лад. Число занятых на производстве возросло с 26 тысяч человек в 1945 году до 81 тысячи в 1950 году.

Text Light & Light Italic

12 pt
OT SS01
OT SS04

Taasvallutatud Eestis kehtestati uuesti nõukogude võim. Siiski jätkasid paljud metsavennad võitlust metsades. Nõukogude võim võitles metsavendade vastu nende peamiste toetajate, talupoegkonna küüditamistega. 25.-29. märtsil 1949 toimus teine massiline küüditamine – märtsiküüditamine, mille käigus saatsid Nõukogude okupatsioonivõimud Eestist loomavagunites Venemaale – Krasnojarski kraisse, Novosibirski, Tomski.

8 pt

In 1989, during the 'Singing Revolution', in a landmark demonstration for more independence, more than two million people formed a human chain stretching through Lithuania, Latvia and Estonia, called the Baltic Way. All three nations had similar experiences of occupation and similar aspirations for regaining independence. The Estonian Sovereignty Declaration was issued on 16 November 1988. On 20 August 1991, Estonia declared formal independence during a Soviet military coup attempt in Moscow, reconstituting the pre-1940 state. The Soviet Union recognised the independence.

6 pt
OT SS01

The Republic of Estonia is divided into fifteen counties (Maakonnad), which are the administrative subdivisions of the country. The first documented reference to Estonian political and administrative subdivisions comes from the Chronicle of Henry of Livonia, written in the thirteenth century during the Northern Crusades.

A maakond (county) is the biggest administrative subdivision. The county government (Maavalitsus) of each county is led by a county governor (Maavanem), who represents the national government at the regional level. Governors are appointed by the

Government of Estonia for a term of five years. Several changes were made to the borders of counties after Estonia became independent, most notably the formation of Valga County (from parts of Võru, Tartu and Viljandi counties) and Petseri County (area acquired from Russia with the 1920 Tartu Peace Treaty).

During the Soviet rule, Petseri County was annexed and ceded to the Russian SFSR in 1945 where it became Pechorsky District of Pskov Oblast. Counties were again re-established on 1 January 1990 in the borders of the Soviet-era districts. Because of the numerous

differences between the current and historical (pre-1940, and sometimes pre-1918) layouts, the historical borders are still used in ethnology, representing cultural and linguistic differences better.

Estonia is divided into fifteen counties (maakond). Each county is further divided into municipalities (omavalitsus), which is also the smallest administrative subdivision of Estonia. There are two types of municipalities: an urban municipality – linn (town), and a rural municipality – vald (parish). There is no other status distinction between them.

Display Light & Light Italic

23 pt *Pärast 7 sajandeid Saksa, Taani, Rootsi, Poola ja Vene võimu Eesti iseseisvumist 1918. Jõuliselt lisatud NSV Liidu 1940. see uuesti 1991. aastal iseseisvus läbi oma laulva revolutsiooni, vägivallatu revolutsioon, mis kukutas esialgu.*

17 pt Since the last Russian troops left in 1994, Estonia moved to promote economic and political ties with Western Europe. It is now one of the more prosperous former communist states, enjoying a high-tech environment, an open and liberal economy and a transparent government system.

Display Light & Light Italic

13 pt Отвоевана Эстония вновь советскую власть. Тем не менее, братья продолжали бороться за леса, много лесов. Советские власти боролись против лесных братьев, их ключевых сторонников, крестьян депортации. 25-29 Март 1949 был вторым массовая депортация — высылка в марте, который сопровождался в советские оккупационные власти в Эстонии в вагонах для скота в России - Красноярском крае, Ново.

8 pt *The Republic of Estonia is divided into fifteen counties (Maakonnad), which are the administrative subdivisions of the country. The first documented reference to Estonian political and administrative subdivisions comes from the Chronicle of Henry of Livonia, written in the thirteenth century during the North-ern Crusades. A maakond (county) is the biggest administrative subdivision. The county government (Maavalitsus) of each county is led by a county governor (Maavanem), who represents the national government at the regional level. Governors are appointed by the Government.*

6 pt OT SS01 Estonia is nearly energy independent, supplying over 90% of its electricity needs with locally mined oil shale. Alternative energy sources such as wood, peat, and biomass make up approximately 9% of primary energy production. Estonia imports needed petroleum products from western Europe and Russia. Oil shale energy, telecommunications, textiles, chemical products, banking, services, food and fishing, timber, shipbuilding, electronics, and transportation are key sectors of the economy. The ice-free port of Muuga, near Tallinn, is a modern facility featuring good transshipment capability, a high-capacity grain elevator, chill/frozen storage, and brand-new oil tanker off-loading capabilities. The railroad serves as a conduit between the West, Russia, and other points to the East. After a long period of very high growth of GDP, the GDP of Estonia decreased by a little over 3% on a yearly basis in the 3rd quarter of 2008. In the 4th quarter of 2008 the negative growth was already -9.4%. Some[who?] international experts and journalists, who like to view the three Baltic states as a single economic identity, have failed to notice that Estonia has constantly performed better than Lithuania and Latvia on many fundamental indicators.[citation needed] Still, in 2009 Estonia was one of the five worst performing economies in the world in terms of annual GDP growth rate. [22] The current account deficit and inflation is lower than in Latvia, the GDP per capita is higher than in Latvia and Lithuania, Estonia's public debt is a very low 3.8% of GDP and government reserves are close to 10% of GDP. The difference is exemplified by the fact that in December 2008 Estonia became one of the donor countries to the IMF lead rescue package for Latvia.

Text Book & Book Italic

30 pt
OT SS01

The USSR's annexation of Estonia in 1940 with the ensuing Nazi and Soviet destruction during World War II crippled the Estonian economy. Post-war Sovietization of life continued with the integration of Estonia's economy and industry into the USSR.

Text Book & Book Italic

20 pt

After Estonia moved away from Communism during the late 1980s and became an independent capitalist economy in 1991, it emerged as a pioneer of the global economy. In 1994, it became one of the first countries in the world to adopt a flat tax, with a uniform rate of 26% regardless of personal income.

15 pt

Estonia received more foreign investment per capita in the second half of the 1990s than any other country in Central and Eastern Europe. The country has been quickly catching up with the EU-15, its GDP per capita having grown from 34.8% of the EU-15 average in 1996 to 65% in 2007, similar to that of Central European countries. It is already rated a high-income country.

Text Book & Book Italic

12 pt
OT SS01

Since reestablishing independence, Estonia has styled itself as the gateway between East and West and aggressively pursued economic reform and integration with the West. Estonia's market reforms put it among the economic leaders in the former COMECON area. A balanced budget, almost non-existent public debt, flat-rate income tax, free trade regime, fully convertible currency backed by currency board and a strong peg to the euro, competitive commercial banking sector, hospitable environment for foreign investment, innovative e-Services and even mobile-based services are all hallmarks of Estonia's free-market-based economy. Estonia also has made excellent progress in regard to structural adjustment.

In June 1992, Estonia replaced the ruble with its own freely convertible currency, the kroon (EEK). A currency board was created and the new currency was pegged to the German Mark at the rate of 8 Estonian kroons for 1 Deutsche Mark. When Germany introduced the euro the peg was changed to 15.6466 kroons for 1 euro. Estonia was set to adopt the euro in 2008 but due to high inflation rates the adoption date was delayed to 2011. On 1 January 2011, Estonia adopted the euro and became the 17th eurozone member state. The privatization of state-owned firms is virtually complete, with only the port and the main power plants.

Text Book & Book Italic

9 pt

Estonian economy was one of the fastest growing in the world until 2006 with growth rates even exceeding 10% annually. Despite some concerns both in and outside of the country, the Estonian economy and its currency remained highly resilient and solvent.

Until recent years, the Estonian economy has continued to grow with admirable rates. Estonian GDP grew by 6.4% in the year 2000 and with double digit speeds after accession to the EU in 2004. The GDP grew by 7.9% in 2007 alone. Increases in labor costs, rise of taxation on tobacco, alcohol, electricity, fuel, and gas, and also external pressures (growing prices of oil and food on

the global market) are expected to raise inflation just above the 10% mark in the first months of 2009.

In the first quarter 2008, GDP grew only 0.1%. The government made a supplementary negative budget, which was passed by the Riigikogu. The revenue of the budget was decreased for 2008 by EEK 6.1 billion and the expenditure by EEK 3.2 billion. Estonia joined the World Trade Organization in 1999. A sizable current account deficits remains, but started to shrink in the last months of 2008 and is expected to do so in the near future. In the second quarter of 2013, the average monthly gross wage in Estonia was €976 (15,271 kroons, US\$1,328).

6 pt

Estonia is nearly energy independent, supplying over 90% of its electricity needs with locally mined oil shale. Alternative energy sources such as wood, peat, and biomass make up approximately 9% of primary energy production. Estonia imports needed petroleum products from western Europe and Russia. Oil shale energy, telecommunications, textiles, chemical products, banking, services, food and fishing, timber, shipbuilding, electronics, and transportation are key sectors of the economy. The ice-free port of Muuga, near Tallinn, is a modern facility featuring good transshipment capability, a high-capacity grain elevator, chill/frozen storage, and brand-new oil tanker

off-loading capabilities. The railroad serves as a conduit between the West, Russia, and other points to the East.

After a long period of very high growth of GDP, the GDP of Estonia decreased by a little over 3% on a yearly basis in the 3rd quarter of 2008. In the 4th quarter of 2008 the negative growth was already -9.4%. Some[who?] international experts and journalists, who like to view the three Baltic states as a single economic identity, have failed to notice that Estonia has constantly performed better than Lithuania and Latvia on many fundamental indicators. [citation needed] Still, in 2009 Estonia was one of the five worst performing economies in the

world in terms of annual GDP growth rate. The current account deficit and inflation is lower than in Latvia, the GDP per capita is higher than in Latvia and Lithuania, Estonia's public debt is a very low 3.8% of GDP and government reserves are close to 10% of GDP. The difference is exemplified by the fact that in December 2008 Estonia became one of the donor countries to the IMF lead rescue package for Latvia.

Estonia today is mainly influenced by developments in Finland, Russia, Sweden and Germany – the four main trade partners. The government recently greatly increased its spending on innovation. The prime minister from the Estonian Reform Party has stated.

29 pt

Tähed f, š, z ja ž esinevad ainult vöõrsõnades (nt šokolaad). Sulgudes antud c, q, w, x ja y on vöõrtähed, mis esinevad ainult vöõrnimedes ja vöõrnimetuletistes ja tsitaatsõnades, samuti kasutavad mõned luuletajad neid oma tekstides vastavalt ts, ku, v, ks ja ü asemel.

20 pt
SS01

The Baltic states, also known as the Baltics, Baltic nations or Baltic countries (Estonian: Balti riigid, Baltimaad, Latvian: Baltijas valstis, Lithuanian: Baltijos valstybės), are the three countries in northern Europe on the eastern coast of the Baltic Sea: Estonia, Latvia and Lithuania. The Baltic states

15 pt

После окончания Великой Отечественной войны советская власть начала реорганизацию экономики Эстонии на социалистический лад. Число занятых на производстве возросло с 26 тысяч человек в 1945 году до 81 тысячи в 1950 году. Экономика Эстонии во всё большей мере интегрировалась в экономику СССР через поставки сырья и комплектующих изделий. Развивалась материалоемкая.

Sym	Currency	Rate	Inv. Rate	Rise
฿	Bitcoin	120.656	1.867532	+5%
₩	Korean Won	1182.96186	0.000845	+2%
\$	US Dollar	12.000	0.016742	-1%
₺	Turkish Lira	2.715774	0.368219	+5%
€	Euro	0.881520	1.134405	+3%
₹	Indian Rupee	66.363114	0.015069	+4%
₽	Russian Ruble	67.589990	0.014795	-2%
¥	Yen	120.668287	0.008287	+3%
£	Pound	0.648145	1.542865	-1%
฿	Thai Baht	36.030779	0.027754	+2%
₴	Hryvnia	0.046	1.13426	-7%
₸	Tögrög	6.341710	0.157686	-4%
₸	Tenge	3.4753	0.24819	+3%

9 pt
SS01

Estonian economy was one of the fastest growing in the world until 2006 with growth rates even exceeding 10% annually. Despite some concerns both in and outside of the country, the Estonian economy and its currency remained highly resilient and solvent.

Until recent years, the Estonian economy has continued to grow with admirable rates. Estonian GDP grew by 6.4% in the year 2000 and with double digit speeds after accession to the EU in 2004. The GDP grew by 7.9% in 2007 alone. Increases in labor costs, rise of taxation on tobacco, alcohol, electricity, fuel, and gas, and also external pressures (growing prices of oil and food on the global

market) are expected to raise inflation just above the 10% mark in the first months of 2009.

In the first quarter 2008, GDP grew only 0.1%. The government made a supplementary negative budget, which was passed by the Riigikogu. The revenue of the budget was decreased for 2008 by EEK 6.1 billion and the expenditure by EEK 3.2 billion.

Estonia joined the World Trade Organization in 1999. A sizable current account deficits remains, but started to shrink in the last months of 2008 and is expected to do so in the near future the second quarter of 2013, the average monthly gross wage in Estonia.

6 pt
OT SS01

Estonia is nearly energy independent, supplying over 90% of its electricity needs with locally mined oil shale. Alternative energy sources such as wood, peat, and biomass make up approximately 9% of primary energy production. Estonia imports needed petroleum products from western Europe and Russia. Oil shale energy, telecommunications, textiles, chemical products, banking, services, food and fishing, timber, shipbuilding, electronics, and transportation are key sectors of the economy. The ice-free port of Muuga, near Tallinn, is a modern facility featuring good transshipment capability, a high-capacity grain elevator, chill/frozen storage, and brand-new oil tanker off-loading capabilities. The rail-

road serves as a conduit between the West, Russia, and other points to the East.

After a long period of very high growth of GDP, the GDP of Estonia decreased by a little over 3% on a yearly basis in the 3rd quarter of 2008. In the 4th quarter of 2008 the negative growth was already -9.4%. Some[who?] international experts and journalists, who like to view the three Baltic states as a single economic identity, have failed to notice that Estonia has constantly performed better than Lithuania and Latvia on many fundamental indicators. [citation needed] Still, in 2009 Estonia was one of the five worst performing economies in the world in terms of annual GDP growth rate.[22] The current ac-

count deficit and inflation is lower than in Latvia, the GDP per capita is higher than in Latvia and Lithuania, Estonia's public debt is a very low 3.8% of GDP and government reserves are close to 10% of GDP. The difference is exemplified by the fact that in December 2008 Estonia became one of the donor countries to the IMF lead rescue package for Latvia.

Estonia today is mainly influenced by developments in Finland, Russia, Sweden and Germany – the four main trade partners. The government recently greatly increased its spending on innovation. The prime minister from the Estonian Reform Party has stated its goal of bringing Estonian GDP per capita into the top 5 of the EU by 2022. However, the GDP.

Text Regular & Regular Italic

16 pt

$$f(x) = a_0 + \sum_{n=1}^{\infty} (a_n \cos n\pi x + b_n \sin n\pi x)$$

30 pt

$$x = \frac{-b \pm \sqrt{b^2 - 4ac}}{2a}$$

30 pt

$$\Omega \Delta^2 = \Sigma_h \div (\Delta^3 - x^2)$$

44 pt

$$\Delta x = v_0 t + \frac{1}{2} a t^2$$

35 pt

$$W \frac{3\Delta}{\partial_1 \Pi_1 \Sigma_1} = U \frac{3\Delta}{\partial_1 \Pi_1 \Sigma_1} + \frac{1}{8\pi_2} \left[\frac{U \frac{2\Delta}{\partial_1 \Sigma_1} - U \frac{1\Delta}{\Sigma_2 \partial_1}}{U \frac{0\Delta}{\partial_1 \Pi_2}} \right]$$

110 pt

$\int \infty e^{x^2}$

118 pt

$\int \pi^3 \partial^6$

At the beginning of the 18th century the Swedish Empire was attacked by coalition of several European powers in the Great Northern War. Among these powers was Russia seeking to restore its access to the whole Baltic Sea.

Maakond является крупнейшим административным подразделением. Правительство графства каждого округа во главе с губернатором округа, который представляет национальное правительство на региональном уровне. Губернаторы назначаются правительством Эстонии сроком на пять лет. Некоторые изменения были внесены в границах округов после Эстония стала независимой, особенно формирование Валгамаа (из частей Выру, Тарту и Вильянди округов) и Печорского уезда (района получил от России мирного договора в Тарту в 1920 году).

Во время советской власти, Печоры округа была присоединена и уступила РСФСР в 1945 году, где он стал Печорский район Псковской области. Округа были снова восстановлены с 1 января 1990 года в границах советских районов. Из-за многочисленных разногласий между текущей и исторической, до 1940 года.

26 pt
SS01

Из-за глобального экономического спада, который начался в 2007 году, ВВП Эстонии сократился на 1,4% во 2-м квартале 2008 года.

20 pt

Jäävaba sadam Muuga, Tallinna lähedal, on kaasaegne rajatis featuring hea ümberlaadimise võime, suure võimsusega viljaelevaatorit, chill / külmutatud säilitamise ja uute naftatanker maha-laadimiseks võimeid. Raudtee toimib kanalina lääne vahel, Venemaa ja teised punktid Idas. Tänapäeva Eestis on peamiselt.

12 pt

Because of the global economic recession that began in 2007, the GDP of Estonia decreased by 1.4% in the 2nd quarter of 2008, over 3% in the 3rd quarter of 2008, and over 9% in the 4th quarter of 2008. The Estonian government made a supplementary negative budget, which was passed by Riigikogu. The revenue of the budget was decreased for 2008 by EEK 6.1 billion and the expenditure by EEK 3.2 billion. In 2010, the economic situation stabilised and started a growth based on strong exports. In the fourth quarter of 2010, Estonian industrial output increased by 23% compared to the year before. According to Eurostat data, Estonian PPS GDP per capita stood at 67% of the EU average in 2008.

10 pt

Estonia produces about 75% of its consumed electricity. In 2011 about 85% of it was generated with locally mined oil shale. Alternative energy sources such as wood, peat, and biomass make up approximately 9% of primary energy production. Renewable wind energy was about 6% of total consumption in 2009. Estonia imports petroleum products from western Europe and Russia. Oil shale energy, telecommunications, textiles, chemical products, banking, services, food and fishing, timber, shipbuilding, electronics, and transportation are key sectors of the economy. The ice-free port of Muuga, near Tallinn, is a modern facility featuring good transshipment capability, a high-capacity grain elevator, chill/frozen storage, and new oil tanker off-loading capabilities. [citation needed] The railroad serves as a conduit.

The main reason most people first come to Estonia is to see the best protected and intact medieval city in Europe—Tallinn. The unique value of Tallinn's Old Town lies in the well-preserved nature of its medieval milieu.

Estonia has over 1,500 islands. The nature is essentially untouched and offers quite a different beach experience with their remoter rustic feel. Most of the public beaches are sandy and the average water temperature is 18°C in summer. Inland waters and some shallow bays' waters are warmer.

The largest island is Saaremaa with an intact and well-restored medieval castle in its only city, Kuressaare. Stone fences, thatched roofs, working windmills and home made beer are all distinctive to Saaremaa. Hiiumaa, on the other hand, is well known for its lighthouses, unspoilt nature, the Hill of Crosses and the sense of humour of its inhabitants. Both islands have an airport so they can be quickly reached from Tallinn.

Other important islands include Kihnu, Ruhnu (with its 'singing sand' beach), Muhu and Vormsi, each with its own unique characteristics. Most of the other tiny Estonian islands don't carry much significance.

Text Medium & Medium Italic

25 pt

Эстонское правительство сделали дополнительный негативный бюджет, который был принят Рийгигогу. Выручка бюджета снизилась за 2008 год на 6,1 млрд крон и расходов по крон 3,2 млрд.

20 pt

Eesti toodab umbes 75% oma tarbitavast elektrist. Aastal 2011 umbes 85% need on tekkinud lokaalselt põlevkivist. Alternatiivsed energiaallikad nagu puit, turvas ja biomass moodustab umbes 9% primaarenergia tootmise. Taastuvenergia tuuleen.

Text Medium & Medium Italic

12 pt
OT SS01

Kuna ülemaailmne majandussurutis, mis algas 2007. aastal, Eesti SKP vähenes 1,4% 2008. aasta 2. kvartalis üle 3% 2008. aasta 3. kvartalis ning üle 9% aasta 4. kvartalis 2008. Eesti valitsus tehtud täiendava negatiivse eelarve, mis võeti Riigikogus. Tulude eelarve vähenes 2008. aastal 6,1 miljardit krooni ja kulude 3,2 miljardit krooni. Aastal 2010, majanduslik olukord stabiliseerus ja hakkas majanduskasv põhineb tugeva ekspordi. Neljandas kvartalis 2010, Eesti kasvas tööstustoodang 23% võrreldes eelmise aastaga. Eurostati andmetel on Eesti PPS SKP per capita oli 67% ELi keskmisest 2008.

10 pt

As a member of the European Union, Estonia is considered a high-income economy by the World Bank. The GDP (PPP) per capita of the country, a good indicator of wealth, was in 2013 \$23,144 according to the IMF, between that of Slovak Republic and Latvia, but below that of other long-time EU members such as Greece or Spain. The country is ranked 11th in the 2014 Index of Economic Freedom, and the 4th freest economy in Europe. Because of its rapid growth, Estonia has often been described as a Baltic Tiger be-

side Lithuania and Latvia. Beginning 1 January 2011, Estonia adopted the euro and became the 17th eurozone member state.

According to Eurostat, Estonia had the lowest ratio of government debt to GDP among EU countries at 6.7% at the end of 2010. The world media has lately started to describe Estonia as a Nordic country, emphasising the economic, political and cultural differences between Estonia and its less successful Baltic neighbours. A balanced budget, almost non-existent public debt, flat-rate income.

33 pt

По данным Евростата, Эстония имеет самый низкий коэффициент государственного долга к ВВП среди стран ЕС в 6,7% в конце 2010 года мировые средства массовой информации в последнее время начал описывать Эсто.

15 pt

Eesti toodab umbes 75% oma tarbitavast elektrist. Aastal 2011 umbes 85% need on tekkinud lokaalselt põlevkivist. Alternatiivsed energiaallikad nagu puit, turvas ja biomass moodustab umbes 9% primaarenergia tootmise. Taastuvenergia Tuuleenergia oli umbes 6% kogutarbimisest 2009. aastal Eesti impordib naftatooteid Lääne-Euroopas ja Venemaal. Põlevkivi energia, telekommunikatsioon, tekstiili-, keemia-, pangandus, teenused, toit ja kalapüük, puit, laevaehitus, elektroonika ja transport on peamised majandussektorid. Jäävaba sadam Muuga, Tallinna lähedal, on kaasaegne rajatis featuring hea ümberlaadimise võime, suure võimsusega viljajaelevaatorit, chill / külmutatud säilitamise ja uute naftatanker mahalaadimiseks võimeid. Raudtee toimib kanalina lääne vahel, Venemaa ja teised punktid Idas. Tänapäeva Eestis on peamiselt mõjutatud arengutest Soomes, Rootsis ja Saksamaal, tema kolme suurima kaubanduspartneri.

25 pt **The Estonian government made an additional negative budget, which was adopted Riigikogu. Vy-ruchka budget for the year 2008 decreased by 6.1 billion kroons, and the cost of CZK 3.2 billion.**

Как член Европейского Союза, Эстония считается экономика с высоким уровнем доходов Всемирного банка. ВВП (ППС) на душу населения в стране, хорошим показателем богатства, был в 2013 году \$ 23 144 в зависимости от МВФ.

12 pt **Because of the global economic downturn, which began in 2007, Estonia's GDP fell by 1.4% in the second quarter of 2008 over the third quarter of 2008, 3% and 9% over the fourth quarter of the year 2008, the Estonian government made a negative supplementary budget, which Riigikogu. Tulude budget was decreased in 2008 and cost 6.1 billion euros to 3.2 billion euros. In 2010, the economic situation stabilized and the economy began to rise on strong exports. In the fourth quarter of 2010, industrial production in Estonia increased by 23% compared to the previous year.**

10 pt *The Government of Estonia or the executive branch is formed by the Prime Minister of Estonia, approved by the parliament. The government exercises executive power pursuant to the Constitution of Estonia and the laws of the Republic of Estonia and consists of twelve ministers, including the prime minister. The prime minister also has the right to appoint other ministers and assign them a subject to deal with. These are ministers without portfolio—they don't have a ministry to control.*

The prime minister has the right to appoint a maximum of three such ministers, as the limit of ministers in one government is fifteen. It is also known as the cabinet. The cabinet carries out the country's domestic and foreign policy, shaped by parliament; it directs and co-ordinates the work of government institutions and bears full responsibility for everything occurring within the authority of executive power. The government, headed by the prime minister, thus represents the political leadership of the country.

85 pt

**ШИРОМ СВЕТА
СОЦИАЛЬНЫЕ**

62 pt

**Shores of the Baltic Sea
immediately across the
Gulf of Finland on the
far northwestern level.**

90 pt

LAND BORDER
EASTERN SEAS

68 pt

Latvia runs 267 km;
the Russian border,
set by the 1920 Tartu
Peace Treaty runs

Text Bold & Bold Italic

46 pt

**ЭСТОНСКАЯ
VIROLAINEN**

40 pt
SS01

**Velmi Relaxační
Sărbători Scurt
Vacanță Lungă
Relaxační Časy**

43 pt

**Курляндской,
Лифляндской
Эстляндской**

Display Bold & Bold Italic

50 pt

СОВЕТСКАЯ

44 pt
SS01

**Eesti on täis seda
Ligi sõltumatu
Jagamisväärset
See tõesti suur
Energiaatõhusate**

31 pt

**It is important that
foreigners find their
way to Estonia and
see the local life.**

95 pt

CURRENCIES ECONOMICS

55 pt
OT SS01

**According to Eurostat,
Estonia had the lowest
ratio of government
debt compared to its
GDP among the EU.**

ВЪВЛНИ
РОНЬЕНЬЕ
ТАЛАСИ

ПЛЛАЖЖ
ЕСТОНИЯ
РУУБИИИ

Grilli Type

Technical Specifications

Release	January 2016
GT Eesti Supported Languages	Albanian, Danish, Dutch, English, Faroese, Finnish, Flemish, German, Icelandic, Indonesian, Irish, Italian, Malay, Norwegian, Portuguese, Scottish Gaelic, Spanish, Swahili, Swedish, Tagalog, Afrikaans, Basque, Breton, Bosnian, Catalan, Croatian, Czech, Esperanto, Estonian, Fijian, French, Frisian, Greenlandic, Hawaiian, Hungarian, Latin, Latvian, Lithuanian, Maltese, Maori, Polish, Provençal, Rhaeto-Romanic, Romanian, Moldavian, Romany, Sámi (Inari), Sámi (Luli), Sámi (Northern), Sámi (Southern), Samoan, Slovak, Slovenian, Sorbian, Turkish, Welsh
GT Eesti ISO Codelist	ISO 8859- 1 Latin 1 (Western) ISO 8859- 2 Latin 2 (Central Europe) ISO 8859- 3 Latin 3 (Tu, Malt, Gal, Esp) ISO 8859- 5 Latin 4 (Baltic) ISO 8859- 9 Latin 5 (Turkish) ISO 8859- 10 Latin 6 (Scandinavian) ISO 8859- 13 Latin 7 (Baltic 2) ISO 8859- 15 Latin 9 ISO 8859- 16 Latin 10
GT Eesti Pro Additional Supported Languages	Abaza, Abkhaz, Adyghe, Aghul, Altaic, Avar, Azeri, Balkar, Bashkir, Belarusian, Bulgarian, Buryat, Chechen, Chukcha, Chuvash, Dargin, Dolgan, Enets, Even, Evenki, Ingush, Itelmen, Kabardian, Kalmyk, Khakas, Kildin, Sami, Komi, Koryak, Kumyk, Lak, Lezgian, Macedonian, Mansi, Mari, Moldovan, Mordvin, Mordvin, Nanai, Nenets, Nganasan, Nivkh, Nogai, Ossetic, Russian, Rutul, Selkup, Serbian, Tabasaran, Tsakhur, Tuvan, Udmurt, Ukrainian, Yakut
GT Eesti Pro Additional ISO Codelist	ISO 8859- 5 Cyrillic OpenType LatCyr Asia
File Formats	Desktop: OTF Web: WOFF, TTF, EOT App: OTF

Licensing	<p>Free Trial Fonts License Trial fonts allow you to play with our fonts at no cost. You can use them to create mockups before getting client approval. Students can use them for non-commercial university projects, too.</p> <p>Desktop License This license is used for creating printed documents, logos, website graphics, and so on. Desktop fonts are licensed for a certain number of computers in your organization.</p> <p>Webfont License This license is what you purchase to use our typefaces on websites with the @font-face technology. You may use them for website mockups. Webfonts are licensed for a certain number of website visitors per month.</p> <p>Mobile App License This is the license to embed our fonts in your mobile application. Mobile app fonts are licensed for a certain number of developers and valid for Android and iOS.</p> <p>Further licenses on request</p>
-----------	---

About GrilliType

Grilli Type is an independent Swiss type foundry. We offer original retail and custom typefaces, high quality products with a contemporary aesthetic in the Swiss tradition. This tradition is reflected in the visual but also the technical standard of our fonts and our service. Together with our designers we create useful, high quality typefaces that stand the test of time.

Contact

mail@grillitype.com
www.grillitype.com
